

Research Article

Efficient Synthesis of 2, 4, 5 -Triaryl Imidazole: An Anti-Inflammatory.

Arshia Parveen¹, Shaikh Kabeer Ahmed²**

¹Department of Chemistry, B. Raghunath College, Parbhani-431401, Maharashtra, India.

²Department of Chemistry, Sir Sayyed College, Aurangabad, Maharashtra, India.

Received 15 May 2019; received in revised form 18 February 2020; accepted 24 February 2020

***Corresponding author E-mail address:** *arshiachemistry@yahoo.co.in*

ABSTRACT

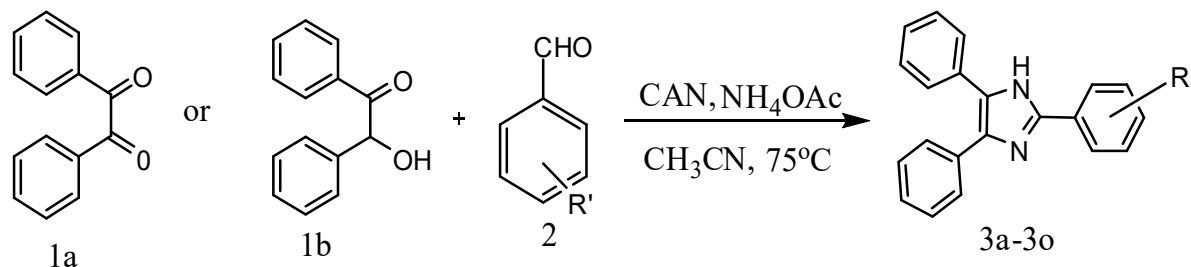
An efficient and rapid one-pot synthesis of 2, 4, 5-triaryl imidazole is carried out at 75°C using aromatic aldehyde, benzil or benzoin in the presence of catalytic amount of ceric ammonium nitrate. Excellent yield in short reaction time is characterized by simple work up procedure and efficient recovery.

KEYWORD

Ceric ammonium nitrate CAN, 2, 4, 5-triaryl imidazole, aromatic aldehyde, benzil, benzoin.

1. INTRODUCTION

The imidazole ring system is of particular interest as it is a component of histidine that produces histamine in metabolic process [1]. The potency and wide applicability of the imidazole pharmacophore can be attributed to its hydrogen bond donor-acceptor capability as well as its high affinity for metals which are present in many protein active sites. Triaryl imidazoles are used as a photosensitive materials in photography [2a]. In addition they are of interest because of their herbicidal [2b], analgesic [3], fungicidal [4], anti-inflammatory [5] and antithrombotic activities [6]. Recent advances in green chemistry and organo metallic chemistry have extended the boundary of imidazole to the synthesis and application of a large class of imidazoles as ionic liquids [23] and imidazole related *N*-heterocyclic Carbenes (NHC) [7] imidazoles also have COX-2 inhibitory activity [8]. Generally triaryl imidazoles are prepared by hetero-cope rearrangement [9] or by reaction of glyoxal, formaldehyde and ammonia [10-11]. Previous studies suggested the use of Zn-Al₂O₃ [12], and PCl₅ [13] diketones aldehyde and ammonium acetate in phosphoric acid 14 as well as in H₂SO₄ [15] and DMSO [16]. Micro wave assisted synthesis of imidazoles from 1,2-diketones in the presence of catalyst such as silica-gel [17], silica-gel/HY [18], MW/Al₂O₃ [19], DMF [20] and MW/acetic acid [21].



Scheme-1

Reported methods have one or the other limitations such as harsh reaction conditions, poor yields prolonged time period, use of hazardous and expensive catalysts and polar solvents. Recently ceric ammonium nitrate (CAN) received considerable attention as an inexpensive, nontoxic, readily available catalyst for various transformations, affording the corresponding products in excellent yield with high selectivity. In the proposed work we have synthesized trisubstituted imidazoles from benzil or benzoin with aldehyde at 75°C in the presence catalytic amount of CAN (scheme-1). During the course of our studies toward the development of new routes to the synthesis of biologically active heterocycles [22].

2. MATERIALS AND METHODS

All reported yields are isolated yields. Melting points are uncorrected and were recorded by open capillary. Infra-red spectra were recorded with ATI MATT-SON RS-1 FTIR spectrometer in (KBr). ¹H NMR spectra were recorded on a Bruker AC-200 (MHz) spectrometer in CDCl₃/DMSO-d₆, with TMS as an internal standard.

2.1. General procedure for synthesis of 2, 4, 5-triaryl imidazoles from 1, 2-diketones (1a) or α -hydroxyketone (1b)

A mixture of 1, 2-diketones (1a) or the α -hydroxyketone (1b) (1 mmol), substituted aldehydes (2a-h, 1 mmol), ammonium acetate (10 equiv) and CAN (10 mol %) was reflux at 75°C for the appropriate time mentioned in Tables 2. The completion of reaction was monitored by TLC using ethyl acetate: petroleum ether (1:9). After completion of reaction, the reaction mixture was diluted with water. The solid imidazole products, which separated out, were filtered, washed with sodium bisulphate and dried. The crude products, thus isolated, were pure (single spot on TLC). They were subjected to further purification by column chromatography 10% EtOAc in petroleum ether used as eluent to yield the desired substituted imidazoles in excellent yields of 86-92%.

2-(4, 5-Diphenyl-1H-imidazol-2-yl)-6-methoxy phenol (3a)

MP 168°C; IR ((cm⁻¹)) 730,1234,1210,1654, 2920,3512,3600; ¹H NMR ((CDCl₃/DMSO-d₆, 200 MHz) δ : 3.86 (s, 3H), 6.32-5.45 (m, 3H), 7.22-7.12 (m, 5H), 7.40-6.95 (m, 5H), 12.4 (brs, 1H); ¹³C NMR (CDCl₃/DMSO-d₆, 200 MHz) 544.3, 110.9, 112.1, 155.6, 117.1, 126.3, 125.6, 122.1, 126, 1

2-(4-Methoxy-phenyl)-4, 5-diphenyl-1H -imidazole (3b)

Mp 220 °C; IR ((cm⁻¹)) 1212, 1600, 2260, 2893. 3420; ¹H NMR (CDCl₃/DMSO-d₆, 200 MHz) δ : 3.85 (s, 3H), 6.93-6.60 (d, 7 = 8.8 Hz, 2H), 7.10-7.02 (m, 10H), 8.16-8.12 (d, J=8.7 Hz, 2H). 12.39 (brs, 1H); ¹³C NMR (CDCl₃/DMSO-d₆, 200MHz) 548.7, 111.2, 120.7, 126.3, 126.5, 127.3, 127.4, 132.8, 145.7,

2-(4,5-Diphenyl-1 H -imidazol-2-yl)-2-methoxy phenol (3c)

Mp 195 °C; IR ((cm⁻¹)) 1240, 1470, 1620, 2910. 3510, 3614; ¹H NMR (CDCl₃/DMSO-d₆, 200 MHz) δ : 3.80 (s, 3H), 6.75-6.69 (d, 7 = 8.22 Hz, 1H), 7.11-7.19 (m, 5H), 7.22-7.23 (d, 7 = 8.1 Hz, 1H), 7.40-7.45 (m, 5H), 7.55-7.56 (d, 7 = 8 Hz, 1H), 12.52 (brs, 1H); ¹³C NMR (CDCl₃/DMSO- d₆ 200 MHz) δ 55.1, 108.5, 114.6, 118.1, 121.1, 126.2. 127.3, 127.5, 132.3, 146.3, 146.8.

2-(4,5-Diphenyl-1 H -imidazol-2-yl)-phenol (3d)

Mp 203-205 °C; IR ((cm⁻¹)) 1211, 1608, 2500. 2953. 3475, 3696; ¹H NMR (CDCl₃/DMSO-d₆, 200 MHz) δ : 6.87-6.95 (d, J=7.5 Hz, 2H), 6.96-7.01 (d, J = 8.06 Hz, 2H), 7.17-7.23 (m, 10H). 12.74 (brs, 1H); ¹³C NMR (CDCl₃/DMSO- d₆, 200MHz) δ 112.7, 116.4, 118.1. 124.8, 127.4, 127.8, 129.1, 145.7.

4-(4,5-Diphenyl-1 H -imidazol-2-yl)-phenol (3e)

Mp 230-231°C; IR (cm⁻¹) 1216, 1638, 2465, 2998, 3432, 3596; ¹H NMR (CDCl₃/DMSO-d₆, 200 MHz) δ: 6.97 (d, *J* = 8Hz, 2H), 7.52-7.87 (m, 10H), 7.88-7.92 (d, *J* = 8.5 Hz, 2H), 12.58 (brs, 1H); ¹³C NMR (CDCl₃/DMSO-d₆, 200MHz) *d* 111, 117.6, 124, 123.3, 120.1, 122, 140.

2-(4-Methyl-phenyl)-4,5-diphenyl-1H-imidazole (3f)

Mp 158-161 °C IR(cm⁻¹) 1215, 1453, 1486, 1496, 1601, 2926, ¹H NMR (CDCl₃/DMSO-d₆, 200 MHz) δ:2.30 (s, 3H), 7.41-7.51 (d, 10H), 7.29-8.52 (d, 4H), 13.58 (s, 1H) ¹³C NMR (CD Cl₃ /DMSO-d₆, 200MHz) 48.8, 126.5, 127.1, 128.3, 128.8, 129.5, 130.7, 134.4, 138.2, 147.3.

2-(3-Nitrophenyl)-4,5-diphenyl-1H-imidazole (3g)

Mp 198-200 °C IR(cm⁻¹) 1446.3, 1533.8, 1540.7, 1602.6, 3058. ¹H NMR (CDCl₃/DMSO-d₆, 200 MHz) δ:13.11 (s, 1H), 8.98 (s, 1H), 8.53 (d, *j*=9Hz 1H), 8.22 (d, *j*=9Hz, 1H), 7.76 (t, 1H), 7.25-7.5 (m, 10H) ¹³C NMR (CD Cl₃/DMSO-d₆, 200MHz) 122.8, 123.9, 127.5, 127.6, 128.7, 129.2, 129.3, 130.1, 131.5, 133.6, 138.2, 148.4, 177.1.

2-(4-Dimethylaminophenyl)-4,5-diphenyl-1H-imidazole (3h)

Mp 237-240 °C IR (cm⁻¹) 1445.7, 1508, 1551, 1661, 2919.1, 3057, 8, ¹H NMR (CDCl₃/DMSO-d₆, 200 MHz) δ: 2.98 (s, 6H), 6.78-7.92 (m, 14H), 13.56 (s, 1H). ¹³C NMR (CD Cl₃/DMSO-d₆, 200 MHz) 112, 121.3, 126.9, 127.1, 127.3, 127.8, 127.9, 128.2, 128.3, 129.4, 129.5, 134.5, 145.1, 150.1

3. RESULTS AND DISCUSSION

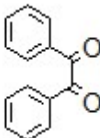
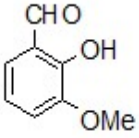
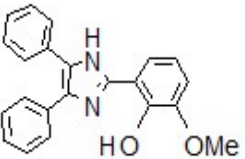
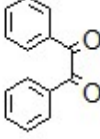
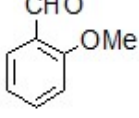
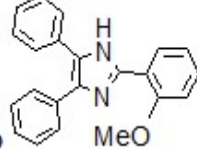
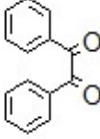
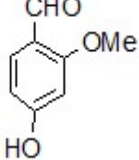
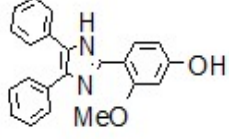
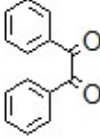
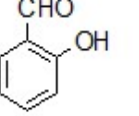
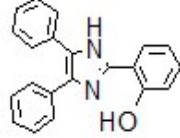
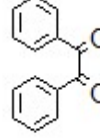
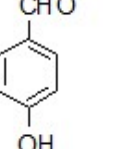
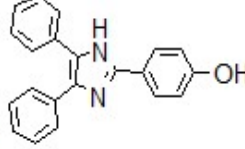
In continuation to our endeavors to develop the biologically active compounds of substituted imidazole derivatives, we have developed the methodology for the synthesis of 2, 4, 5 trisubstituted imidazoles using neat reaction condition. The synthesis of trisubstituted imidazole by aromatic aldehyde, benzil or benzoin and ammonium acetate in presence of ionic liquid [Hbm] BF₄ is a well-established procedure [23]. However, ionic liquid is economically expensive not available easily. When benzil, benzoin (1a,1b) and aromatic aldehyde 2 were treated with a catalytic amount of CAN in acetonitrile for 2-6 hrs, then triaryl substituted imidazole 3 were obtained in moderate to good yields (table 2).

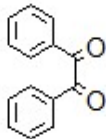
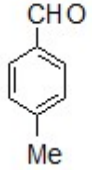
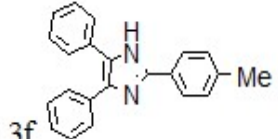
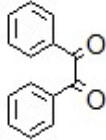
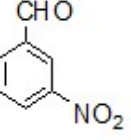
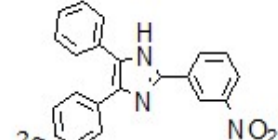
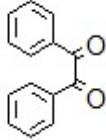
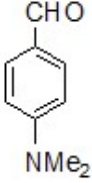
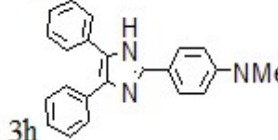
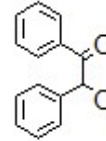
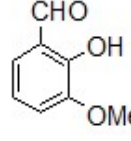
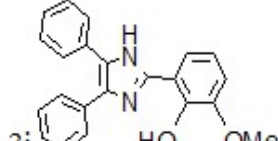
To examine the catalytic activity of CAN, we explored a modification of the reaction of (1a) or (1b) and aromatic aldehyde in acetonitrile first without CAN then, 5 mol%, 10 mol%, 20 mol%, 25 mol% amount of CAN. The results are shown in table 1. According to observations in table 1 (10mol%) of CAN was enough and efficient, as 90 % .91% yield (entry 2) for both (1a), (1b) respectively an excessive amount of the catalyst was checked for the same reaction condition it is found that at the same reaction time, % yield did not increase. (Table 1 entry 3-5). In the absence of CAN, no reaction was found (table 1, entry 1). To investigate the real catalyst species, CAN, CeSO₄, the experiment using CeSO₄ 20 mol% in place of CAN has been tried. The product was obtained in both 1a, 1b with yield of 60%, 58% at 75°C (table 1 entry 6) hence CAN should be the real catalyst species because its Lewis acidity.

Table 1. Effect of catalytic amount of CAN^b.

^a Entry	Catalyst	Amount (mol %)	Time (hrs)	Yield(%) ^d	
				1a	1b
1	NO	-	5	ND ^c	ND ^c
2	CAN	5	5	90	91
3	CAN	10	5	75	78
4	CAN	20	5	73	70
5	CAN	25	5	85	87
6	CeSO ₄	20	7	60	58

Table 2. Synthesis of 2, 4, 5 trisubstituted imidazoles.

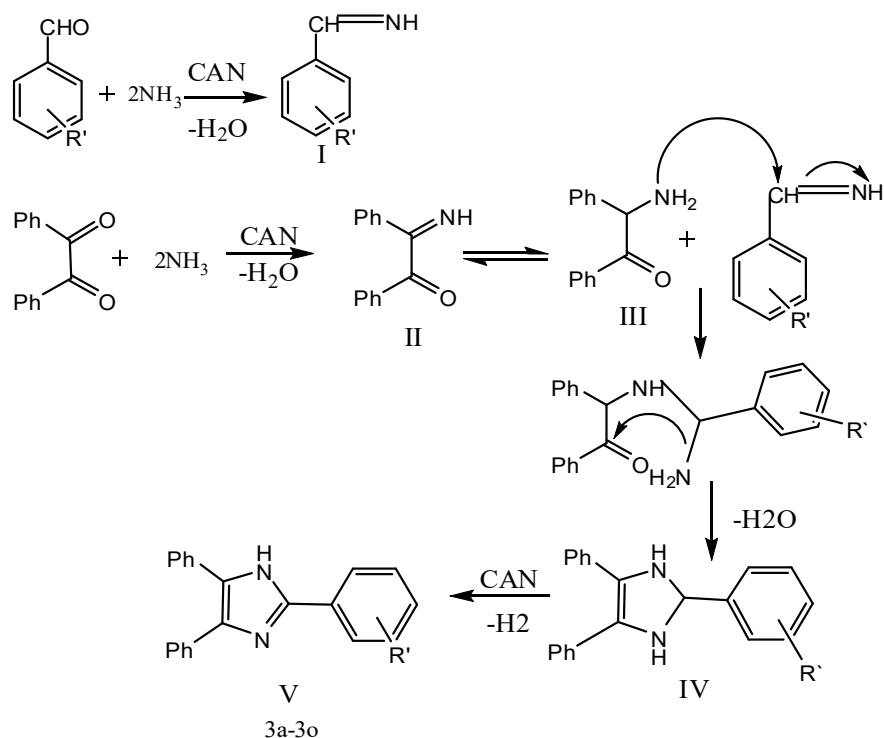
Reactant 1a,1b	Reactant 2	Product 3	Time(h)	Yield (%)
	2a 	3a 	4	92%
	2b 	3b 	3.5	94%
	2c 	3c 	3	91%
	2d 	3d 	1.5	90%
	2e 	3e 	4	92%

	 2f	 3f	3.5	88%
	 2g	 3g	4.5	90%
	 2h	 3h	3.5	93%
	 2a	 3i	4	89%

^a Entry 1-6 ; ^bCAN Ceric ammonium nitrate [(NH₄)Ce(NO₃)₆], ND^c no product formation, ^d isolated yield 1a(benzil) 1b(benzoin) obtained by column chromatography.

Ammonium acetate is a solid source of ammonia which can be conveniently generated in situ through the dissociation of ammonium acetate. Usually, the amount of ammonium acetate used is loosely controlled. A large excess is often used for two reasons one is that it is water soluble and excess amount can be easily removed during a work up and secondly it is a neutral salt and not a significant active species other than as an ammonia source.





Scheme 2. Plausible mechanism for the formation of triarylsubstituted imidazole 3a-3o.

According to the literature survey it was reported that Balalai et.al [18] and Qing Xiang Guo [24], synthesized 2, 4, 5 trisubstituted imidazole by using benzoin (1b), zeolite HY and SiO₂ respectively in microwave irradiation in our methodology we were reported the formation of imidazole by using directly benzoin (1b) with the same reaction condition Scheme 1. The benzoin (1b) reflux with acetic acid and the product was not found even after 24 hrs. When we used CAN a powerful oxidizing reagent (Scheme 1) we found very good results summarized in table 2. The CAN has promoted this heterocyclization reaction by virtue of its inherent Bronsted acidity which makes it capable of bonding with the carbonyl oxygen increasing the relativities of the parent carbonyl compounds. The CAN promotes the splitting of ammonia required for the initial condensation. For the postulated mechanism starting from 1,2-diketone Scheme 3. The CAN may facilitate the formation of a amine intermediate I, which under Bronsted acid catalysis of the CAN condenses with the carbonyl carbons of the 1,2-diketone followed by dehydration to afford the imino intermediate II, which rearranges to the required the tri-aryl imidazole III. A probable mechanism for the synthesis involving benzoin scheme 3. It is highly probable that the Bronsted acidity of the CAN may have promoted the formation of α -amino ketone II, aryl aldimine I their subsequent condensation and intermolecular cyclization to the imidazole III, which dehydrogenates to the triaryl imidazoles V. It was thought that the dissolved oxygen in the CAN may have brought about the formal oxidation of the imidazole.

4. CONCLUSION

In conclusion, we have developed an efficient, convenient and one-pot protocol for the synthesis of biologically potent 2, 4, 5-triaryl imidazoles via the condensation of aromatic aldehyde and benzil or benzoin with ammonium acetate using ceric ammonium nitrate. The process give rise to excellent isolated yield of triaryl imidazole .The study of antimicrobial activity is under progress.

5. ACKNOWLEDGMENT

Author Thankful to the department of chemistry, B. Raghunath ACS College, Parbhani for providing facilities.

6. CONCLUSION

Present protocol offers an efficient and rapid one-pot synthesis of 2, 4, 5-triaryl imidazole in the presence of ceric ammonium nitrate as a heterogeneous and reusable catalyst. Excellent yield, short reaction time, simple work up procedure and efficient recovery are some advantages of this protocol.

7. REFERENCES

1. Roberts, S. M., & Price, B. J. (Eds.). (1985). *Medicinal chemistry: the role of organic chemistry in drug research* (pp. 93-117). London: Academic Press.
2. Sensui, H., Ichikawa, J., & Sato, S. (1987). Jpn. Kokai Tokyo Koho JP 62, 94, 841. In *Chem. Abstr* (Vol. 107, p. 187436q).
3. Liebi,R.; Handte,R.; Mildenberger, H.; Pauer,K.;Bieringer,H. Ger.Offen DE 3,604,042;Chem Abstr.1987,108,6018g.
4. Ucucu,U.;Karaburun,N.G.; Isikadag, I.Farmaco 2001, 56, 285.(b)Wolkenberg, S E.; Wisnosak, D,D.; Leister,W.H.; Wang,Y.; Zhao, Z.; Lindsley, C. W. Org. Lett. 2004 6(9), 1453.
5. Khodaei, M. M., Bahrami, K., & Kavianiinia, I. (2007). p-TSA catalyzed synthesis of 2,4,5-triarylimidazoles from ammonium heptamolybdate tetrahydrate in TBAI. *Journal of the Chinese Chemical Society*, 54(4), 829-833.
6. Lombardino, J. G., & Wiseman, E. H. (1974). Preparation and antiinflammatory activity of some nonacidic trisubstituted imidazoles. *Journal of Medicinal Chemistry*, 17(11), 1182-1188.
7. Phillips, A.R., White, H. L., Rosen, S. Eur. Pat. Appl. EP. 58,890; Chem.Astr. 1982, 98,53894z.
8. Welton, T. (2000). Chem. Re V. 1999, 99, 2071.(b) Wasserscheid, P.; Keim, W. *Angew. Chem., Int. Ed*, 39, 3772.
9. Hermann, W. A., & Kocher, C. (1999). *Angew Chem Int Ed Eng.*, 1997, 36, 2162;(b) Zhang C, Huang J, Trudell ML and Nolan SP. *J Org chem*, 64, 3804.
10. Lantos, I., Zhang, W. Y., Shui, X., & Eggleston, D. S. (1993). Synthesis of imidazoles via hetero-Cope rearrangements. *The Journal of Organic Chemistry*, 58(25), 7092-7095.

11. Zhang, C.; Moran, E.J.; Woiwade, T.F.; Short, K. M.; Mjalli, A. M. M. *Tetrahedron Lett.* 1996, *37*, 751- 754.
12. Claiborne, C. F., Liverton, N. J., & Nguyen, K. T. (1998). An efficient synthesis of tetrasubstituted imidazoles from N-(2-Oxo)-amides. *Tetrahedron letters*, *39*(49), 8939-8942.
13. Mohammadpoor-Baltork, I., & Abdollahi-Alibeik, M. (2005). Mild, efficient, and chemoselective dehydrogenation of 2-imidazolines, bis-imidazolines, and N-substituted-2-imidazolines with potassium permanganate supported on montmorillonite K-10. *Canadian journal of chemistry*, *83*(2), 110-114.
14. Bleicher, K. H., Gerber, F., Wüthrich, Y., Alanine, A., & Capretta, A. (2002). Parallel synthesis of substituted imidazoles from 1, 2-aminoalcohols. *Tetrahedron letters*, *43*(43), 7687-7690.
15. Liu, J., Chen, J., Zhao, J., Zhao, Y., Li, L., & Zhang, H. (2003). A modified procedure for the synthesis of 1-arylimidazoles. *Synthesis*, *2003*(17), 2661-2666.
16. Weinmann, H., Harre, M., Koenig, K., Merten, E., & Tilstam, U. (2002). Efficient and environmentally friendly synthesis of 2-amino-imidazole. *Tetrahedron letters*, *43*(4), 593-595.
17. Katritzky, A. R., Hayden, A. E., Kirichenko, K., Pelphrey, P., & Ji, Y. (2004). A novel route to imidoylbenzotriazoles and their application for the synthesis of enamines. *The Journal of organic chemistry*, *69*(15), 5108-5111.
18. Balalaie, S., Hashemi, M. M., & Akhbari, M. (2003). A novel one-pot synthesis of tetrasubstituted imidazoles under solvent-free conditions and microwave irradiation. *Tetrahedron letters*, *44*(8), 1709-1711.
19. Balalaie, S., & Arabanian, A. (2000). One-pot synthesis of tetrasubstituted imidazoles catalyzed by zeolite HY and silica gel under microwave irradiation. *Green Chemistry*, *2*(6), 274-276.
20. Usyatinsky, A. Y., & Khmelnitsky, Y. L. (2000). Microwave-assisted synthesis of substituted imidazoles on a solid support under solvent-free conditions. *Tetrahedron Letters*, *41*(26), 5031-5034.
21. Cobb, J. M., Grimster, N., Khan, N., Lai, J. Y., Payne, H. J., Payne, L. J., ... & Taylor, J. (2002). Parallel synthesis of 1, 2, 4-trisubstituted imidazoles via N-alkyl-N-(β -keto) amides using a carbazate linker. *Tetrahedron letters*, *43*(42), 7557-7560.
22. Wolkenberg, S. E., Wisnoski, D. D., Leister, W. H., Wang, Y., Zhao, Z., & Lindsley, C. W. (2004). Efficient synthesis of imidazoles from aldehydes and 1, 2-diketones using microwave irradiation. *Organic Letters*, *6*(9), 1453-1456.
23. Bhosale, R. S., Sarda, S. R., Ardhapure, S. S., Jadhav, W. N., Bhusare, S. R., & Pawar, R. P. (2005). An efficient protocol for the synthesis of quinoxaline derivatives at room temperature using molecular iodine as the catalyst. *Tetrahedron letters*, *46*(42), 7183-7186.