

Review Article

Facts, Diagnosis and, Probable Treatment on COVID 19.

Renuka Sawale*, S. R. Chaudhari, Harshal Tare

KJ's Educational Institute's Trinity College of Pharmacy, Pune, Maharashtra, India.

Received 14 November 2020; received in revised form 05 December 2020; accepted 27 December 2020

***Corresponding author E-mail address:** *renukasawale@gmail.com*

ABSTRACT

Coronavirus disease of 2019 also known as COVID-19 was initiated from Wuhan city of Hubei Province in China in December 2019. World Health Organization has been announced COVID-19 worldwide pandemic. From December 2019, The COVID-19 contamination has spread to in excess of 210 nations. Even with great attempt, there is no treatment of this disease however avoidance and control are the best preferences recommended by World Health Organization and other health agencies. Since mass populace lockdown is viewed as a key advance in controlling illness spread. We here compile the on-going clinical distinctive data to guide about Facts, diagnosis, and probable treatment on COVID-19 by using Research Reports, WHO guidelines, and other articles. The consequences obtained in the study may provide a defensive strategy to the health practitioners as well as common people across the world by growing the innate immunity of the body to fight against COVID-19. However, until today, social distancing and the use of a mask are considered a more efficient approach to stop the transmission of COVID-19.

KEYWORDS

COVID-19, facts, Diagnosis, Treatment,

1. INTRODUCTION

At the beginning of the year, 2020 COVID-19 is identified as the Novel corona virus-infected Pneumonia virus [NCIP] in Wuhan and it is named as COVID-19 [SARS-CoV-2] on 11th Feb 2020 by the World Health Organization. It is turning into the best danger to mankind and development by each spending day. To control its transmission and sickness Health associations over the globe are performing thorough collaboration and exploration. Seven Covids can deliver disease in individuals around the globe however generally individuals get contaminated with these four humans Covids: 229E, NL63, OC43, and HKU1. They generally cause a respiratory contamination extending from the normal virus to more serious maladies, for example, Middle East Respiratory Syndrome [MERS] and Severe Acute Respiratory Syndrome [SARS] and the most as of late found [COVID-19] cause's irresistible ailment. [1, 2]

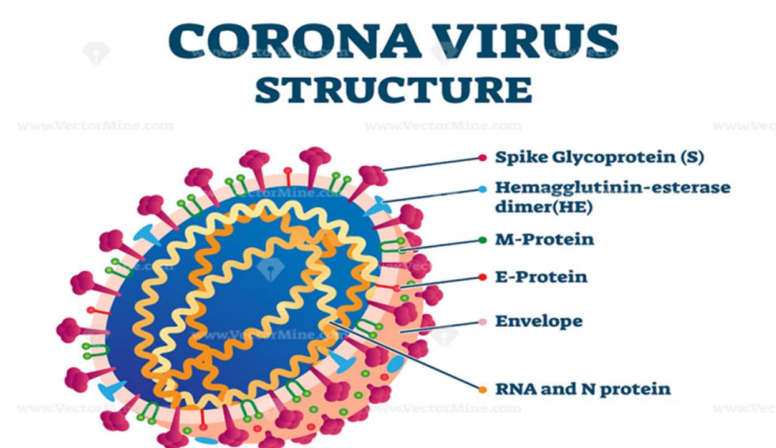


Fig. 1. The Virus [SARS-CoV-2]

The SARS-CoV-2 is an encased, circle molded, single-abandoned in addition to detect RNA infection with helical comparability related with beta Covids of Coronaviridae. The Covid genome is comprises of almost equivalent to 30000 nucleotides. It changes over four basic proteins, Nucleocapsid [N] protein, Membrane [M] protein, Spike [S] protein, and Envelops [E] protein, and a few non-auxiliary proteins. The infection has peplomers comprised of glycoprotein assessed over the covering in a way of the crown [thus named crown], and these spike proteins uphold in restricting utilizing receptors existing in the group of creatures, and people [3-4]

The Disease [COVID-19]

Coronavirus is an irresistible sickness set off by an as of late found Covid. Greatest individuals influenced with the COVID - 19 infections will detect slight to direct respiratory ailment. More prepared individuals and those with different afflictions like cardiovascular ailment, diabetes, consistent respiratory contamination, and danger will undoubtedly create genuine ailment. The case death rate is around 2-3%, however fundamentally overstated patients may pass on because of huge alveolar hindrance, which prompts persistent respiratory disappointment as recognizable

in numerous nations including Italy and China. The COVID-19 disease sends dominantly through dabs of spit or dispatch from the nose when a debased individual hacks or wheezes. Essential manifestations incorporate mellow chills, exhaustion, fever, dry hack, windedness, aspiratory pneumonia. The brooding time of COVID-19 is for the most part between 2 to 14 days. Coronavirus may get exacerbate if opportune not distinguished and not accurately cured. Proposed careful steps incorporate washing your hands with cleanser, covering the mouth when hacking, keeping 1-meter space from others, and checking and self-seclusion for fourteen days for individuals who presume they are tainted [4-5]

Clinically, the invulnerable reaction incited by SARS-CoV-2 disease happens in two stages: Defense base defensive stage and aggravation driven harm stage. During the hatching and non-serious stages, a particular versatile invulnerable reaction is needed to dispense with the infection and to block sickness movement to extreme stages when a defensive safe reaction is decreased, the infection will spread and huge harm of the influenced tissues will happen, particularly in organs that have high ACE2 articulations, for example, digestive tract and kidney. The weakened cells make natural aggravation in the lungs that are generally interceded by favorable to incendiary macrophages and granulocytes [6]

Main Text

Facts:

Positive instances of the COVID-19 infection through the flare-up [by method of 28th January].

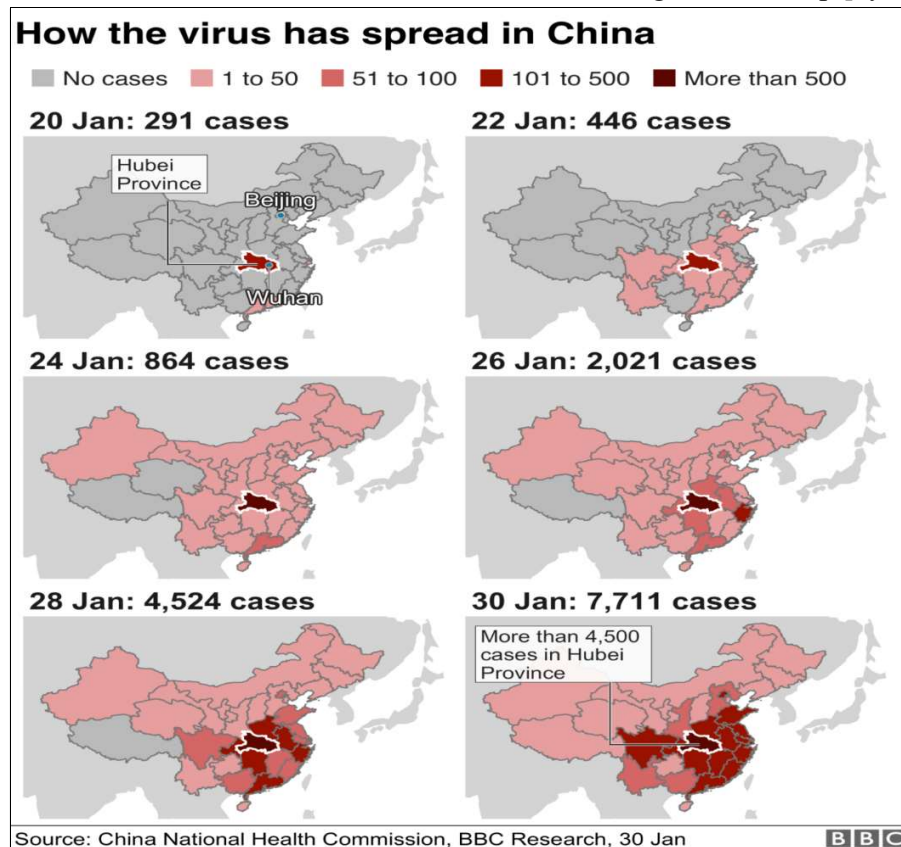


Fig. 2. The Emergence of Coronavirus in China, with the number of positive cases.

Source: <https://www.bbc.com/news/world-51318246>

As of April eighth, 2020, COVID-19 has brought about more than 1.4 million affirmed cases and overall demise more than 86,000 influencing in excess of 209 nations/districts and has transform into a worldwide pandemic [WHO]. After February 26th the plague illness COVID-19 has crossed global limits, and seriously influenced nations like the US [430k], Spain [150k], Italy [140k], Germany [110k], France [82k], Iran [67k], and the UK[60k] [<https://www.who.int>,<https://www.worldometers.info/Covid/>] and some more, awe-inspiring the quantity of influenced people contrasted with that of Mainland China. [7]

Risk factors

In the investigation of COVID 19 cases, it was observed that patients having underlying health conditions at the same time were affected by severe COVID-19. The age aspects are also taken into consideration. [age more than 60 yrs.]. Even if risk factors of COVID-19 remain unsure, many studies reported that a significant proportion of patients had comorbidities such as or respiratory, cardiovascular diseases, chronic lung disease, cancer, and hypertension, and Diabetes mellitus were all associated with an increased risk of death. The mean case casualty rate for grown-ups matured less than 60 is assessed to be under 0.2%, contrasted and 9.3% in those matured over 80.4 Even if comorbidities expanded mortality hazard by multiple times, the danger would remain lower for more youthful individuals than for most more established grown-ups. [8-9].

Hatching period – It is the time between introduction to the infection [getting contaminated] and manifestation beginning, is on normal 5-6 days, be that as it may, can be as long as 14 days. Some influenced people can be infectious. Indications of COVID-19 are temperature, cough, and difficulty in breathing. [10]

Diagnosis

Screening or sorting of a patient with COVID-19.

The hatching time of COVID-19 is 14 Days so the Transmission may have happened inside 14 days prior or after the beginning of disease for the situation viable. Indications of COVID-19 can seem 2 to 14 days after presentation to the infection. Manifestations viable with this infection are trouble in breathing, hack, or if nothing else two of these side effects fever, chill, muscle torment, migraine, sore throat, or new loss of taste and smell. Early assessment of associated patients takes into consideration convenient inception with IPC. As per public conventions, those patients having serious indications takes into account quick enhanced steady consideration therapies and sheltered, fast admission to the emergency unit. Suggestive patients suspected to have COVID-19 are delineated by upper respiratory lot contamination, flu like ailment, or potentially lower respiratory parcel disease. Hospitalization may not be required for those patients having a mild illness or those are asymptomatic. All patients released for a home ought to be educated to re-visitation of the emergency clinic in the event that they deteriorate. [11]

Diagnostic method

COVID-19 can be detected using various diagnostic techniques such as chest CT scan, Acid detection, rapid test kits, IgM, and IgG. The viral nucleic corrosive location is principally utilized in the SARS-CoV-2 finding. Utilize legitimate Personal Protection Equipment for example assortment. Before antimicrobial therapy collects blood cultures for bacteria that cause pneumonia and sepsis, CDC has suggested the collection of the upper respiratory nasopharyngeal swab for the diagnostic test. Use viral swabs and viral transport media for collecting URT samples. In a patient with suspected COVID-19, explicitly with pneumonia or genuine affliction, a solitary URT test doesn't dismiss the analysis, and extra URT and LRT tests are referenced. To determine the viral clearance URT sample collection should be repeated from hospitalized patients with confirmed COVID-19 infections. The recurrence of example assortment ought to be done somewhere around each 2 to 4 days until there are two steady negative aftereffects [of URT tests] in a clinically recouped persistent at any rate 24 hours separated. [11-12]

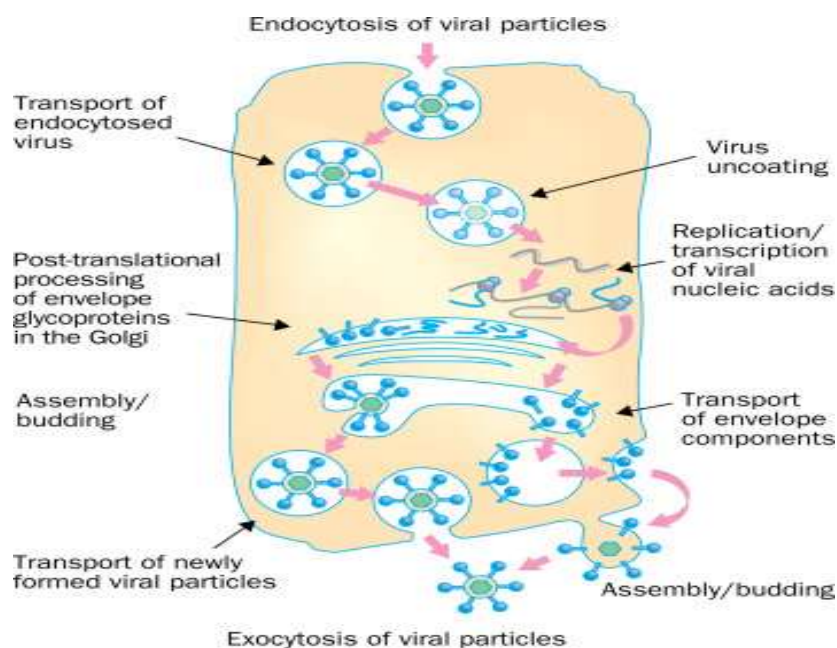
Probable Treatment

Allopathic treatment

Chloroquine phosphate is an old medication for the treatment of malaria fever and is appeared to have clear adequacy and worthy security against COVID-19. Chloroquine may account for its vigorous effectiveness in treating patients with COVID-19 pneumonia because of its anti-viral and anti-inflammatory activities [13]

General instruments of viral restraint by chloroquine:

Chloroquine has potential expansive range antiviral exercises by expanding endosome pH required for infection/cell combination, just as meddling with the glycosylation of cell receptors of SARS-CoV and along these lines it can possibly obstruct viral contamination. Chloroquine/hydroxychloroquine can repress the replication of a few infections by communicating with the endosome-intervened viral section or the late phases of replication of encompassed infections [Figure3]. The structure and instrument of activity of chloroquine and hydroxychloroquine [HCQ] are the equivalent aside from an extra hydroxyl moiety in one terminal in HCQ, the two goes about as a frail base that may change the pH of acidic intracellular organs along with endosomes/lysosomes, significant for the film combination. It is concluded that both the agents could be efficient tools against SARS-CoV-1 and SARS-CoV-2 [13, 14]



Source: [https://www.thelancet.com/journals/laninf/article/PIIS1473-3099 \[03\]00806-5/fulltext](https://www.thelancet.com/journals/laninf/article/PIIS1473-3099 [03]00806-5/fulltext)

Conspicuous antiviral specialists suggest for the fix of COVID-19 incorporate lopinavir, ribavirin, remdesivir, and favipiravir. This medication is directly experienced clinical preliminaries in treating COVID-19. Favipiravir shows its enemy of flu infection movement and it is another sort of RNA-subordinate RNA polymerase [RdRp] inhibitor. It restrains the duplication of the viral genome. It hinders the replication of flavin-, alpha-, filo-, bunya-, field, and other RNA infections [15,16]. Favipiravir is changed into a functioning phosphoribosylated structure [favipiravir-RTP] in cells and is known as a substrate by viral RNA polymerase, subsequently forestalling RNA polymerase action. Therefore; favipiravir may have possible antiviral activity on SARS-CoV-2, which is a RNA infection. Remdesivir was created to treat Ebola infection sickness yet shows a wide range of antiviral action against numerous other RNA infections. The creature investigation of Remdesivir demonstrates that it decreases viral burden in lung tissue of mice contaminated with MERS-Cov and improve lung work. [17] Numerous repurposed drugs have been appeared to have in-vitro action against the nearby family members of SARS-CoV-2, which are largely beta-Covids. Lopinavir and numerous interferons, especially interferon beta, have been appeared to have humble movement in vitro against SARS-CoV and the Middle East respiratory condition [MERS]- CoV and can be utilized synergistically with ribavirin [18]

Ayurveda for COVID Prophylaxis

In India more than 3000yrs back a customary arrangement of medication started known as Ayurveda. An Ayurveda practice depends on certain individual hereditary qualities known as Dosha Prakriti types [Vata, Pitta, and Kapha]. The eyes, nose, and mouth are the fundamental passage of beads conveying the SARS-COV-2. To focus on these section gateways a few mediations notice by Ayurveda. For reinforcing invulnerability against respiratory disease

different treatment alternatives are accessible in Ayurveda. Counting nearby preventive estimates, for example, sedated water, rinsing, utilization of boiling water, steam inward breath and certain immunomodulators decipher in Ayurveda for respiratory sickness. This may assist with building up the natural immunologic reaction of the bodily fluid layers and may along these lines repress the infection transmission to the lungs. [19, 20].

Neem leaf unrefined concentrate is a generally utilized Ayurvedic medication to treat ordinary fever and malarial fever. Unrefined condensed concentrate of Neem leaves was additionally recorded to be successful against Dengue fever-related clinical manifestations in the nursing mice model. [21, 22]. Neem twig had been referenced in Ayurveda to ease hack and asthma [23]. The runs is another usually watched clinical side effect for COVID-19 tainted patients. Neem leaves are utilized to deal with gastrointestinal issues like loose bowels in various pieces of India as a customary practice [24]. Moreover, Neem leaf, lower, and stem bark removes were seen to have solid cancer prevention agent potential. The concentrate of dried Neem leaves was recorded to upgrade cancer prevention agents in the rodent model [25].

Unani medication

For the most part, the Unani medications [plant-based prescriptions] are non-harmful and with no results. Unani and Ayurveda strategies for the treatment depend on the plant materials. The various pieces of the different plants are notable for quite a while for their enemy of viral exercises. The most basic plants are Glycyrrhiza glabra, Allium sativum, Allium cepa, Ocimum tenuiflorum, Piper nigrum, Cinnamomum Verum, Daucus maritimus, Curcuma longa, Ocimum sanctum, and so on [26]. With this data Unani medication recommends certain preventive estimates, for example, disconnection, separating, isolate, disinfection of the climate and body, and certain medications have likewise been endorsed concerning wellbeing advancement, for example, Cassia fistula L., Leguminosae its Unani name is Amaltas its mash part shows immunomodulatory, cell reinforcement activity. Crocus sativus L., Iridaceae its Unani name is Zafran its stamen part shows immunoregulatory, calming activity. [27, 28]

Homeopathic treatment

Right now, the overall acknowledgment rate and the utilization of homeopathy are expanding. Taking a gander at the infectiveness and power of COVID-19, the Ministry of AYUSH [Ayurveda, Yoga and Naturopathy, Unani, Siddha, and Homeopathy], and the Government of India inferred activity that incorporates the utilization of homeopathic medication 'Arsenic Album 30C'. Arsenic at exceptionally low fixation is viewed as helpful for a few ailments including viral diseases, for example, flu, dengue, and Japanese encephalitis. To dodge Covid contamination the Directorate of AYUSH, New Delhi, suggested that homeopathic medication Arsenic Album-30 could be taken void stomach every day for 3 days as a prophylactic medication against the disease. [29, 30, 31] The need for the Arsenicum collection is consistent with the CCRH's distributed guidance to specialists on the idea of the sort epidemicus. [32]

Plasma treatment

The quantity of COVID-19 cases and sickness related demise are expanding at a huge speed. To this end, there are moment needs to create COVID-19 explicit treatment to diminish the

indications and lessen the mortality. As the need for a COVID-19 antibody develops, most clinical experts have suggested an old strategy for battle irresistible sickness. As of late Plasma treatment is used. it is a clinical strategy where blood is given by improved patients to make a greatest degree of polyclonal antibodies that battle the disease. Antibodies are found in a segment of the blood called plasma. The antibodies found in plasma can be utilized to make two arrangement right off the bat recuperating plasma which contains antibodies and second is hyperimmune immunoglobulin, which is more focused, and subsequently contains more antibodies. These medicines [given by a trickle or infusion] are commonly very much endured, however unfortunate impacts can happen. [33, 34]

2. CONCLUSION

Coronavirus ailment is started from Wuhan city of Hubei Province in China in December 2019 and has gotten pandemic according to WHO. It is a viral malady because of the genuine Acute Respiratory Syndrome Coronavirus 2 [SARS-CoV-2] infection. It shows beginning side effects incorporate fever, gentle chills, dry hack, weakness, and windedness, serious respiratory misery, aspiratory pneumonia. The ailment because of SARS-CoV-2 was named as COVID-19. In any case, there is no treatment for this infection. Be that as it may, to stop the spread of COVID-19 social removing and disinfection measures are considered as the most productive way. Some likely therapies, for example, allopathic, homeopathic, Unani medication, Ayurvedic therapy, and plasma treatment with the conference of a clinical specialist might be the most ideal alternative to treat the patients yet it relies upon the patient's conditions and seriousness of manifestations. It was perceived that this infection is spreading among the individuals who are not paying attention to it and are not following the headings of WHO and the nearby governments. In this way, it is significantly exhorted and mentioned that all the people should follow the preventive measures, the board, and isolate carefully with no strict difference in any case the circumstance might be the most exceedingly awful. Quickly, there is no should be alarm, appropriate administration, for example, aggregate endeavors internationally with no strict distinction to battle against such maladies later on.

3. REFERENCES

1. Panda, A. K., Dixit, A. K., Rout, S., Mishra, B., Purad, U. V., & Kar, S. [2020]. Ayurveda Practitioners Consensus to Develop Strategies for Prevention and Treatment of Corona Virus Disease [COVID-19]. *Journal of Ayurveda and Integrated Medical Sciences* [ISSN 2456-3110], *5*[1], 98-106.
2. Hafeez, A., Ahmad, S., Siddqui, S. A., Ahmad, M., & Mishra, S. [2019]. A Review of COVID-19 [Coronavirus Disease-2019] Diagnosis, Treatments and Prevention.
3. Rodriguez-Morales, A. J., Bonilla-Aldana, D. K., Tiwari, R., Sah, R., Rabaan, A. A., & Dhama, K. [2020]. COVID-19, an emerging coronavirus infection: current scenario and recent developments-an overview. *J Pure Appl Microbiol*, *14*, 6150.
4. Wassenaar, T. M., & Zou, Y. [2020]. 2019_nCoV/SARS-CoV-2: rapid classification of betacoronaviruses and identification of Traditional Chinese Medicine as potential origin of zoonotic coronaviruses. *Letters in Applied Microbiology*, *70*[5], 342-348.

5. Pereira, M. R., Mohan, S., Cohen, D. J., Husain, S. A., Dube, G. K., Ratner, L. E., ... & Kapur, S. [2020]. COVID-19 in solid organ transplant recipients: Initial report from the US epicenter. *American Journal of Transplantation*.
6. Patwardhan, B., Chavan-Gautam, P., Gautam, M., Tillu, G., Chopra, A., Gairola, S., & Jadhav, S. [2020]. Ayurveda rasayana in prophylaxis of covid-19. *Curr Sci*, *118*, 1158-1160.
7. Roychowdhury, R., Zaman, S., & Mitra, A. COVID-19: Few Facts & Figures.
8. Lai, C. C., Liu, Y. H., Wang, C. Y., Wang, Y. H., Hsueh, S. C., Yen, M. Y., ... & Hsueh, P. R. [2020]. Asymptomatic carrier state, acute respiratory disease, and pneumonia due to severe acute respiratory syndrome coronavirus 2 [SARSCoV-2]: facts and myths. *Journal of Microbiology, Immunology and Infection*.
9. Chen, L. [2001]. han Y. *Yang F, Zhang tJ*.
10. Kachroo, V. [2020]. Novel coronavirus [COVID-19] in India: Current scenario. *International Journal of Research and Review*, *7*[3], 435-447.
11. Nicola, M., O'Neill, N., Sohrabi, C., Khan, M., Agha, M., & Agha, R. [2020]. Evidence based management guideline for the COVID-19 pandemic-review article. *International Journal of Surgery*.
12. Vellingiri, B., Jayaramayya, K., Iyer, M., Narayanasamy, A., Govindasamy, V., Giridharan, B., ... & Rajagopalan, K. [2020]. COVID-19: A promising cure for the global panic. *Science of The Total Environment*, 138277.
13. Savarino, A., Boelaert, J. R., Cassone, A., Majori, G., & Cauda, R. [2003]. Effects of chloroquine on viral infections: an old drug against today's diseases. *The Lancet infectious diseases*, *3*[11], 722-727.
14. Yan, Y., Zou, Z., Sun, Y., Li, X., Xu, K. F., Wei, Y., ... & Jiang, C. [2013]. Anti-malaria drug chloroquine is highly effective in treating avian influenza A H5N1 virus infection in an animal model. *Cell research*, *23*[2], 300-302.
15. Dong, L., Hu, S., & Gao, J. [2020]. Discovering drugs to treat coronavirus disease 2019 [COVID-19]. *Drug discoveries & therapeutics*, *14*[1], 58-60.
16. Delang, L., Abdelnabi, R., & Neyts, J. [2018]. Favipiravir as a potential countermeasure against neglected and emerging RNA viruses. *Antiviral research*, *153*, 85-94.
17. Furuta, Y., Komeno, T., & Nakamura, T. [2017]. Favipiravir [T-705], a broad spectrum inhibitor of viral RNA polymerase. *Proceedings of the Japan Academy, Series B*, *93*[7], 449-463.
18. Chen, F., Chan, K. H., Jiang, Y., Kao, R. Y. T., Lu, H. T., Fan, K. W., ... & Guan, Y. [2004]. In vitro susceptibility of 10 clinical isolates of SARS coronavirus to selected antiviral compounds. *Journal of Clinical Virology*, *31*[1], 69-75.
19. Golechha, M. [2020]. Time to realise the true potential of Ayurveda against COVID-19. *Brain, Behavior, and Immunity*.
20. Tillu, G., Chaturvedi, S., Chopra, A., & Patwardhan, B. [2020]. Public health approach of Ayurveda and Yoga for COVID-19 prophylaxis. *The Journal of Alternative and Complementary Medicine*, *26*[5], 360-364.
21. Al-Hashemi, Z. S. S., & Hossain, M. A. [2016]. Biological activities of different neem leaf crude extracts used locally in Ayurvedic medicine. *Pacific Science Review A: Natural Science and Engineering*, *18*[2], 128-131.

22. Roy, S., & Bhattacharyya, P. [2020]. Possible role of traditional medicinal plant Neem [Azadirachta indica] for the management of COVID-19 infection. *International Journal of Research in Pharmaceutical Sciences*, *11*[SPL1], 122-125.
23. Biswas, K., Chattopadhyay, I., Banerjee, R. K., & Bandyopadhyay, U. [2002]. Biological activities and medicinal properties of neem [Azadirachta indica]. *CURRENT SCIENCE-BANGALORE-*, *82*[11], 1336-1345.
24. Thakurta, P., Bhowmik, P., Mukherjee, S., Hajra, T. K., Patra, A., & Bag, P. K. [2007]. Antibacterial, antisecretory and antihemorrhagic activity of Azadirachta indica used to treat cholera and diarrhea in India. *Journal of ethnopharmacology*, *111*[3], 607-612.
25. Sithisarn, P., Supabphol, R., & Gritsanapan, W. [2005]. Antioxidant activity of Siamese neem tree [VP1209]. *Journal of Ethnopharmacology*, *99*[1], 109-112.
26. Li, S. Y., Chen, C., Zhang, H. Q., Guo, H. Y., Wang, H., Wang, L., ... & Li, R. S. [2005]. Identification of natural compounds with antiviral activities against SARS-associated coronavirus. *Antiviral research*, *67*[1], 18-23.
27. Nikhat, S., & Fazil, M. [2020]. Overview of Covid-19; its prevention and management in the light of Unani medicine. *Science of The Total Environment*, 138859.
28. Rahmani, A. H. [2015]. Cassia fistula Linn: Potential candidate in the health management. *Pharmacognosy research*, *7*[3], 217.
29. Ali, I., & Alharbi, O. M. [2020]. COVID-19: Disease, management, treatment, and social impact. *Science of the Total Environment*, 138861.
30. Parikh, N., & Parikh, D. [2020]. Role of homoeopathy in COVID-19 Management-A clinical experience. *World J. Pharm. Res.*, *9*[5], 2459.
31. Shankar, A., Dubey, A., Saini, D., & Prasad, C. P. [2020]. Role of Complementary and Alternative Medicine in Prevention and Treatment of COVID-19: An Overhyped Hope. *Chinese Journal of Integrative Medicine*, *26*[8], 565.
32. Mathie, R. T., Baitson, E. S., Frye, J., Nayak, C., Manchanda, R. K., & Fisher, P. [2013]. Homeopathic treatment of patients with influenza-like illness during the 2009 A/H1N1 influenza pandemic in India. *Homeopathy*, *102*[3], 187-192.
33. Valk, S. J., Piechotta, V., Chai, K. L., Doree, C., Monsef, I., Wood, E. M., ... & Estcourt, L. J. [2020]. Convalescent plasma or hyperimmune immunoglobulin for people with COVID-19: a rapid review. *Cochrane Database of Systematic Reviews*, [5].
34. Sarkar, S., Soni, K. D., & Khanna, P. [2020]. Convalescent plasma is a clutch at straws in COVID-19 management! A systematic review and meta-analysis. *Journal of medical virology*.